




WE'RE BRINGING BACK THE LEGENDARY STICKER TRADING CONTEST TO PSI EVENTS, BUT WITH A NEW TWIST!

PROSPECTS TRADING

The Prospects by Sports Illustrated trading app



Available in both the App Store and Play Store



PRIZES & CONTESTS

RULES & INFO

CONTEST #1

The first participant to submit a "Digital Sticker Wallet" with 25 stickers through the app.

Apple AirPods (\$149 Value)



CONTEST #2

The first participant to submit a "Digital Sticker Wallet" with 25 different stickers and a special PSI Sticker through the app.

Hyper X Cloud Headset (\$149 Value)



CONTEST #3

Any participant to submit a "Digital Sticker Wallet" with 25 different stickers and a special PSI Sticker through the app will be entered into a draw taking place 5pm Saturday December 3rd. (Winner must be able to pick up prize in person)

Samsung Curved Monitor (\$199 Value)



CONTEST #4

The first and second participants to submit a "Digital Sticker Wallet" with 25 different stickers and a special Player Sticker through the app submission. (Winner must be able to pick up prize in person)



CONTEST #5 GRAND PRIZE

The first player to submit at least 25 different team stickers and 3 VERY RARE Marvel Stickers in their Digital Sticker Wallet through the app.

40" SMART TV (\$400 Value)



WHAT IS STICKER TRADING?

The AA Cup features a unique event for all the players to participate in and offers lots of fun prizes.

The purpose of the sticker trading contest is to create an environment of cooperation, sportsmanship and friendship.

We have created various contests for trading that we hope will keep the players engaged in this spirit.

Included in each team's registration each player will be given before the start of the tournament 25 digital stickers of his team logo.

WHO CAN PLAY?

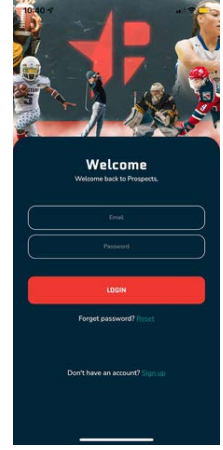
- Anyone that wants to play in the game has to be on their team's event connect roster. This can be done by asking your team manager for the Eventconnect Team Dashboard link.
- Only players on the event connect roster are given a free 25 stickers.
 - All others may participate but must purchase their stickers in the app.

HOW DO I PLAY ON THE APP?


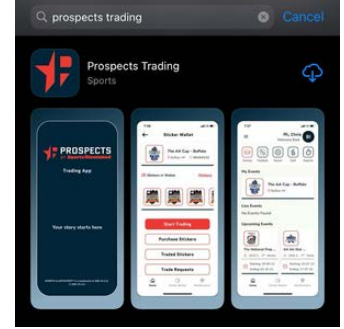
- The goal of this game is to trade ALL your stickers until you have collected 25 stickers from OTHER teams.
 - You must go find players and trade for team logos that you do NOT have!
 - Once you speak to the players and confirm they do not already have your sticker, then you can begin a request for a trade, then you can locate their name within the roster.
 - The person requesting the trade will have a code on their phones.
 - The code is there to VERIFY the trade.
- Once you trade with one player on that team, you CANNOT trade with other players from that SAME team as you cannot have duplicate stickers!
- Spam Requests:
 - If you spam everyone in your app with requests, NO trades will be marked as complete.
 - Do NOT spam every player with trades as you CANNOT complete a trade unless you meet with the person and exchange the confirmation number.

INSTRUCTIONS

- Begin by downloading the app from the App store or Google Play Store.
- Search Prospects Trading and download.



- In the app click Sign Up and ensure you use your email address used in event connect and create your own password.
- Once completed, return to the login screen and login with the new credentials you created.



Option 1: Start Trading

From here you can see all the participating teams and within those teams the participating players. When trading with a player you select the "Trade Now" button beside their name. Once you do that a code will appear and you must show the player you are trading with that code. The player must go to their trade requests, click the green check mark beside the request and enter the code. You have now completed a trade.

Option 2: Purchase Stickers

From here, you can buy additional stickers or your first set of stickers if you are a non-player.

Option 3: Traded Stickers

This is where you can check all the stickers you've already traded as well as submit your collection when you hit 25 or 40 stickers! Click Submit Stickers

Option 4: Trade Requests

This is where you can see the incoming trade requests to enter the code and accept. As well as you can see your trade requests and the code needed for the other person to accept your trade.

